

BV2

Hydraulic variable with adjustment



Knows no limits!




Knows no limits - The BV2 mower is the finest result thanks to more than 35 years of experience. Particularly due to continued optimising of the technology, the quality of the research as well as on-going test trials, the mower has turned into a rugged, powerful and versatile working horse for all types of plantation. The working width is adjusted continuously and hydraulically via two steel tubes and sintered bronze connectors. Three over-sized steel-cast gearboxes, a rugged, hard-wearing and wear-resistant steel plate housing, two counter-rotating blade rotors with four flexibly mounted mower blades ensure a permanently clean cutting image – even at high cutting speed. Even on steep slopes and on uneven ground, the BV2 can meet any challenge. The combined working process of mowing and

applying herbicide at the same time is another feature to save time and effort.



Pneumatic wheel




Herbicide spraying head adjustable in height and depth



BV 2 mower with grass chutes







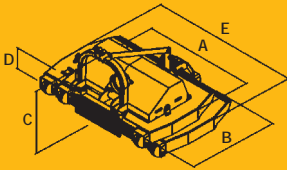
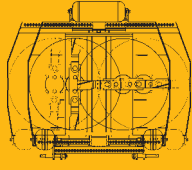
BV with 4 pneumatic mobile wheel



BV in front view



Displacement to both sides, balancing device on three-point linkage frame for low ground pressure

Mod.											
					HP	KG	A	B	C	D	E
BV2 110-145	2	4	40 - 100	430	112	110	90	24	150	110	145
BV2 125-175	2	4	40 - 100	470	127	120	90	24	180	125	175
BV2 140-195	2	4	40 - 100	510	147	130	90	24	200	145	195
BV2 160-230	2	4	40 - 100	580	162	140	90	24	235	160	230
BV2 190-260	2	4	40 - 100	690	192	150	90	24	265	190	260
BV2 220-300	2	4	40 - 100	790	223	210	90	24	303	220	300